

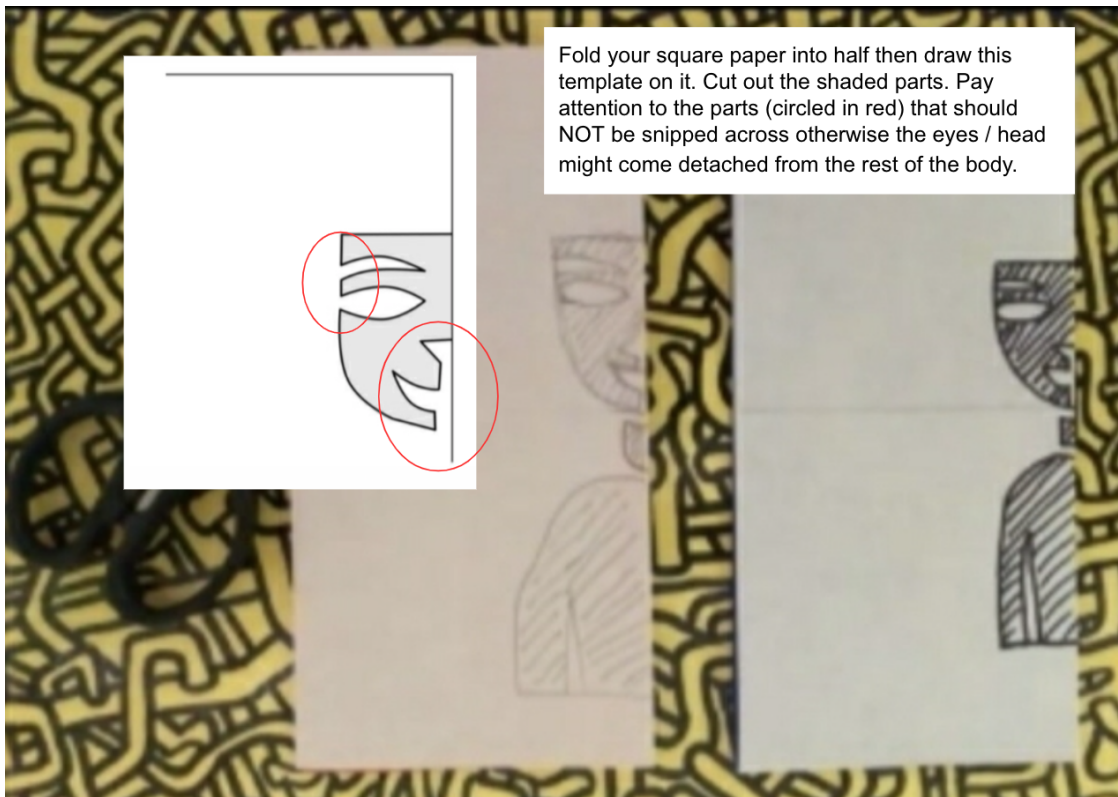

## Chinese Paper Cutting




### 剪纸 Cut Paper Fashion

#### Materials needed

- Pencil
- Scissors
- Glue
- Paper
  - Coloured paper - construction paper or 15 cm x 15 cm origami paper
  - Paper scraps with lots of patterns such as hongbaos, wrapping paper, magazines, etc
  - (Optional) A4 paper to make a card





Be careful where you snip!

Step 1



Customise the hairstyle and cut out the figure



Step 2



Step 3

Choose the 'fabric' for the clothes.



Step 4



Done



Hope you'll have some fun making more paper cuttings!